




Club Health Assessment for District 43 K through August 2025

			Status	Membership					Reports				Finance	LCIF		
Club Number	Club Name	Charter Date	Times in Status Quo in Past 2 Years	Current Member Count **	YTD Members Added	YTD Members Dropped	YTD Net Growth% ***	Member Count 1 Year Ago	Dropped Members Avg.Length of Service	Months Since Membership Update	Current Officers Reported ****	Current President Repeated Term	VP Reported *****	Last Date Reported Service (mm/yyyy)	Account Balance	YTD Donations
Clubs less than two years old																
179636	Ballard County	12/09/2024	Active	28	0	0	0.00%	0		1	Y		N	08/2025		
178982	Campbellsville-Taylor County	10/18/2024	Active	18	1	0	5.88%	0		1	Y	2	N	06/2025		
156293	Hopkins County Pactus	11/13/2023	Active	54	0	1	-1.82%	53	2	0	Y		N	08/2025		
187011	Murray Racers	07/14/2025	Newly Chartered	25	25	0	100.00%	0		1	Y					
182713	Princeton	06/11/2025	Newly Chartered	25	0	0	0.00%	0		2	Y	2				
180774	Tradewater	02/14/2025	Active	25	0	0	0.00%	0		5	Y	2	R	03/2025	90+ Days	
Clubs more than two years old																
14062	ALBANY	04/27/1942	Active(1)	10	0	0	0.00%	10		2	Y	2		02/2025		
13949	AUSTIN TRACY	02/25/1957	Active(2)	8	0	0	0.00%	8		21	Y		R	07/2024		
121039	Barren County Evening	12/30/2013	Cancelled(6*)	0	0	0	0.00%	11		2	N	None		07/2025		
13912	BENTON	01/09/1940	Active	18	0	0	0.00%	21		1	Y		N	11/2024		
13953	BOWLING GREEN EVENING	03/30/1965	Active	4	0	0	0.00%	4		12	Y	6		07/2024		
13952	BOWLING GREEN NOON	02/26/1931	Active	50	4	0	8.70%	50		0	Y		N	08/2025		\$1,000.00
Exc Award (06/30/2023)																
13913	CADIZ	06/29/1943	Active	29	8	1	31.82%	31	7	0	Y		N	08/2025		\$200.00
Exc Award (06/30/2018, 06/30/2024)																
13957	CALHOUN	10/13/1941	Active	13	0	0	0.00%	11		1	Y	3	N	07/2025		
13914	CALVERT CITY	05/20/1948	Active	27	0	0	0.00%	27		2	Y		N	07/2025		
Exc Award (06/30/2022, 06/30/2023)																
86104	CAVE COUNTRY	04/06/2005	Active	12	1	0	9.09%	11		0	Y		N	12/2024		
Exc Award (06/30/2021, 06/30/2023)																
13959	CENTRAL CITY	03/11/1940	Active	44	0	2	-4.35%	47	2	1	Y	2	R	12/2024		
13917	CONCORD	03/25/1963	Active(1)	1	0	0	0.00%	1		3	Y	12	R	05/2025		
13918	CORYDON	01/21/1948	Active	13	1	1	0.00%	14	3	1	Y	24	R	12/2024		
13919	CRITTENDEN COUNTY L C	01/26/1972	Active(1)	11	0	0	0.00%	14		3	Y	2	R	10/2024		
13961	DAVIESS COUNTY	09/01/1958	Active	43	0	0	0.00%	48		2	Y		IP	12/2024		




Club Health Assessment for District 43 K through August 2025

			Status	Membership					Reports				Finance	LCIF		
Club Number	Club Name	Charter Date	Times in Status Quo in Past 2 Years	Current Member Count **	YTD Members Added	YTD Members Dropped	YTD Net Growth% ***	Member Count 1 Year Ago	Dropped Members Avg.Length of Service	Months Since Membership Update	Current Officers Reported ****	Current President Repeated Term	VP Reported *****	Last Date Reported Service (mm/yyyy)	Account Balance	YTD Donations
13963	EDMONSON COUNTY L C	10/25/1955	Active	63	0	0	0.00%	58		3	Y		N	11/2024		
13995	ELIZABETHTOWN	09/25/1941	Active	67	3	0	4.69%	60		1	Y		N	08/2025		
	Exc Award (06/30/2021, 06/30/2022, 06/30/2024)															
13964	FORDSVILLE	03/30/1949	Active(1)	7	0	0	0.00%	7		99	Y	23		06/2025		
13965	FRANKLIN	02/22/1940	Active	37	0	0	0.00%	39		3	Y		N	08/2024		
	Exc Award (06/30/2018)															
13922	FREDONIA	03/29/1957	Active	11	0	0	0.00%	11		14	Y	3	R	12/2024		
13923	FULTON	06/07/1924	Active	29	2	1	3.57%	31	0	1	Y			09/2024		
14074	GAMALIEL	09/06/1946	Active	20	0	0	0.00%	19		5	Y			12/2024		
13966	GLASGOW	12/15/1932	Active(3)	11	0	0	0.00%	5		2	Y		N	07/2025		
13996	GLENDALE	12/19/1946	Active	34	0	0	0.00%	47		2	Y		N	05/2025		
129025	Grand Rivers	09/30/2016	Active(1)	2	0	0	0.00%	2		12	Y	3		11/2024		
13967	GREENVILLE	02/25/1971	Active	17	0	0	0.00%	27		2	Y		N	06/2025		
	Exc Award (06/30/2017, 06/30/2018, 06/30/2021, 06/30/2022)															
104204	HANSON	12/22/2008	Active(1)	24	0	0	0.00%	26		9	Y	2		09/2024		
13978	HART COUNTY	09/01/1939	Active	27	0	0	0.00%	27		20	Y		N	11/2024		
13969	HARTFORD-BEAVER DAM	02/27/1948	Active	23	0	0	0.00%	27		0	Y		N	03/2025		
	Exc Award (06/30/2018)															
13970	HAWESVILLE	11/18/1952	Active	23	0	0	0.00%	21		7	Y		IP	08/2025		
13925	HENDERSON	11/21/1939	Active	91	1	2	-1.09%	93	2	0	Y		N	06/2025		
	Exc Award (06/30/2022, 06/30/2023)															
37803	HENDERSON BRFS	12/13/1979	Active	15	0	0	0.00%	23		2	Y	2	N	08/2025		\$1,000.00
13998	HODGENVILLE	04/23/1956	Active	16	0	0	0.00%	16		1	Y	2	R	08/2025		
13929	HOPKINSVILLE	01/19/1940	Active	60	1	1	0.00%	60	0	0	Y		N	08/2025		\$2,510.00
	Exc Award (06/30/2017, 06/30/2018, 06/30/2021, 06/30/2022, 06/30/2023)															
46025	KNOTTSVILLE	04/01/1986	Active	26	0	1	-3.70%	23	3	0	N	None	R	10/2024		
	Exc Award (06/30/2023)															
47298	LEBANON	05/06/1987	Active	47	0	0	0.00%	48		0	Y	2	R	06/2025		



Club Health Assessment for District 43 K through August 2025

			Status	Membership						Reports				Finance	LCIF	
Club Number	Club Name	Charter Date	Times in Status Quo in Past 2 Years	Current Member Count **	YTD Members Added	YTD Members Dropped	YTD Net Growth% ***	Member Count 1 Year Ago	Dropped Members Avg.Length of Service	Months Since Membership Update	Current Officers Reported ****	Current President Repeated Term	VP Reported *****	Last Date Reported Service (mm/yyyy)	Account Balance	YTD Donations
102155	LEBANON JUNCTION RAILROAD CITY	05/16/2008	Active	12	0	0	0.00%	11		6	Y		IP	12/2024		
13976	LEITCHFIELD	04/18/1955	Active	44	0	0	0.00%	48		0	Y		N	07/2025		\$100.00
	Exc Award (06/30/2024)															
13974	LEWISBURG	05/18/1956	Active	21	0	0	0.00%	20		3	N		N	07/2024		
13975	LEWISPORT	01/16/1959	Active	73	0	0	0.00%	62		3	Y	3	R	08/2025		
	Exc Award (06/30/2022, 06/30/2023)															
13977	LIVERMORE	02/15/1968	Active	25	0	2	-7.41%	29	10	0	Y			06/2025		
	Exc Award (06/30/2021, 06/30/2022, 06/30/2023)															
13931	LONE OAK	09/22/1948	Active	35	1	0	2.94%	38		0	Y		N	08/2025		
	Exc Award (06/30/2020)															
13933	MADISONVILLE	10/24/1939	Active	61	0	0	0.00%	63		2	Y		N	08/2025		
66470	MADISONVILLE COMM & TECH CLG	06/28/2002	Active	27	1	0	3.85%	23		0	Y	8	R	05/2025		\$30.18
	Exc Award (06/30/2021, 06/30/2024)															
13934	MAYFIELD	05/14/1920	Active	40	0	1	-2.44%	37	13	3	Y	2	N	07/2025		
	Exc Award (06/30/2024)															
13935	MORGANFIELD	05/06/1943	Active	50	0	0	0.00%	48		1	Y		N	11/2024		
14008	Mt. Washington, Inc.	06/23/1948	Active	97	2	0	2.11%	85		0	Y	2	R	08/2025		
	Exc Award (06/30/2021, 06/30/2022)															
13936	MURRAY	09/14/1939	Active	38	2	1	2.70%	36	39	0	Y		N	08/2025		\$20.00
	Exc Award (06/30/2023)															
130252	Murray Business	03/03/2017	Active	29	10	21	-27.50%	28	0	1	Y	4	R	03/2025		
14010	NORTH HARDIN L C	01/05/1970	Active	24	0	1	-4.00%	20	18	1	Y	4	R	07/2025		
13979	OWENSBORO	06/19/1920	Active	45	0	0	0.00%	46		1	Y		N	08/2025		\$1,000.00
13938	PADUCAH	04/16/1920	Active	28	0	0	0.00%	37		3	Y		R	01/2025		
13980	PARK CITY	08/07/1946	Active	10	0	0	0.00%	10		22	Y	2	R	01/2025		
13981	RUSSELLVILLE	03/21/1940	Active	20	2	1	5.26%	19	8	0	N		N	07/2024		
	Exc Award (06/30/2023)															
13982	SACRAMENTO	08/21/1952	Active	20	0	0	0.00%	17		2	Y	3	N	08/2024		
	Exc Award (06/30/2023, 06/30/2024)															
13983	SCOTTSVILLE	06/03/1948	Active(1)	13	0	0	0.00%	0		11	Y	2	N	10/2024		



Club Health Assessment for District 43 K through August 2025

			Status	Membership						Reports				Finance		LCIF
Club Number	Club Name	Charter Date	Times in Status Quo in Past 2 Years	Current Member Count **	YTD Members Added	YTD Members Dropped	YTD Net Growth% ***	Member Count 1 Year Ago	Dropped Members Avg.Length of Service	Months Since Membership Update	Current Officers Reported ****	Current President Repeated Term	VP Reported *****	Last Date Reported Service (mm/yyyy)	Account Balance	YTD Donations
37515	SEDALIA	09/18/1979	Active	39	0	4	-9.30%	46	7	0	Y	2	N	07/2024		
13944	SMITH MILLS	02/06/1958	Active	14	0	3	-17.65%	21	6	0	Y	7		09/2024		
	Exc Award (06/30/2023)															
13985	SMITHS GROVE	06/11/1946	Active	19	1	0	5.56%	14		0	Y		N	08/2025		\$1,000.00
	Exc Award (06/30/2018, 06/30/2025)															
14021	SPRINGFIELD	01/16/1945	Active	7	1	0	16.67%	6		1	Y	7		10/2024		
13986	TEMPLE HILL	11/12/1953	Active	26	0	1	-3.70%	28	26	0	Y	3	N	07/2024		
14095	TOMPKINSVILLE	09/09/1946	Active	13	0	0	0.00%	29		3	Y	14	N	08/2025		
77292	VETTE CITY	06/25/2003	Active	15	0	1	-6.25%	17	11	0	Y	2	N	08/2025		\$1,000.00
13921	WEBSTER COUNTY	05/14/1969	Active	31	0	0	0.00%	48		0	Y		N	08/2025		
	Exc Award (06/30/2018, 06/30/2020, 06/30/2021)															
13987	WHITESVILLE	11/16/1964	Active	51	0	0	0.00%	51		1	Y		N	07/2025		
	Exc Award (06/30/2023)															
13948	WINGO	02/13/1964	Active	20	0	0	0.00%	20		0	Y		N	02/2025		
14023	ZONETON NORTH BULLITT	05/25/1971	Active(2)	19	0	0	0.00%	22		11	Y	11		07/2024		

Clubs Cancelled Previous Fiscal Year – Clubs Cancelled within last 12 months may be reinstated

Club Number		Club Name		Charter Date		Current Status*		Cancellation Date											
43350		DRAFFENVILLE		01/31/1984		Cancelled(8*)		07/29/2024											
Current Total Clubs Count	YTD New Clubs Count	YTD Cancelled Clubs Count	YTD Net Club Gain	Current Total Members Count	YTD Add	YTD Drop	YTD Net Growth	YTD Net Growth %	Member Count 12 Months Ago	Average Member Count Per Club	% of Clubs with less than 20 members	% No Officer Report in 12 Months	% of Clubs with balance 90+ days	Number of Clubs in Status Quo	% Status Quo Clubs in Financial Suspension	Number of Cancelled Clubs	Average Cancelled Club Age	Members Lost Due to Cancellation	% of Clubs Cancelled for Non-Financial Reasons
72	1	1	0	2,074	67	46	21	1.02%	2,010	29	36%	0%	1%	0	0%	1	52	0	0%

* - P - Priority Club. Cancellation Reasons: 1-Objectives/conduct, 2-Non-active club, 5-Non-existing club, 6-Disbanding, 7-Merger, 8-Financial Suspension, 9-District/Multiple District Dues.

** Red denotes below 15 active members.

*** Red denotes 20% + loss.

**** Y - all 3 (President, Secretary, Treasurer) club officers reported, N - not all 3 reported.

***** Abbreviation: N-New, IP-Immediate Past, R-Repeat.




Club Health Assessment for District 43 Y through August 2025

			Status	Membership					Reports				Finance		LCIF														
Club Number	Club Name	Charter Date	Times in Status Quo in Past 2 Years	Current Member Count **	YTD Members Added	YTD Members Dropped	YTD Net Growth% ***	Member Count 1 Year Ago	Dropped Members Avg.Length of Service	Months Since Membership Update	Current Officers Reported ****	Current President Repeated Term	VP Reported *****	Last Date Reported Service (mm/yyyy)	Account Balance	YTD Donations													
Clubs less than two years old																													
180409	Louisville Water By Women Cyber	02/20/2025															Active	33	0	0	0.00%	0	5	Y	2				
187795	Wolfe County Ky	08/21/2025															Newly Chartered	35	35	0	100.00%	0	0	Y			N		
Clubs more than two years old																													
14098	ASHLAND	02/12/1924															Active	23	1	0	4.55%	23	0	Y			N	10/2024	
14099	ASHLAND SOUTH ASHLAND	03/04/1957															Active	10	0	0	0.00%	14	4	Y	9		R	01/2025	
14065	BEREA	02/25/1946															Active	28	0	0	0.00%	26	2	N	2			08/2025	
14103	BOONEVILLE	04/10/1945															Active	30	0	0	0.00%	30	24	Y	15			12/2024	
41016	BUTLER	03/16/1982															Active	41	5	1	10.81%	36	34	0	Y	3	R	08/2025	
47412	CARROLLTON	06/02/1987															Active	18	0	0	0.00%	18	27	Y	2		R	08/2024	
14107	CLAY CITY	04/11/1961															Active	3	0	0	0.00%	5	4	Y	3		R	09/2024	
14071	CORBIN	12/08/1947															Active	11	0	0	0.00%	11	6	Y	3		R	01/2025	
14031	COVINGTON-KENTON	09/17/1940															Active	18	0	0	0.00%	18	11	Y	3			01/2025	
14072	CUMBERLAND	10/08/1945															Active	6	0	0	0.00%	6	4	Y	4		R	10/2024	
14032	CYNTHIANA	07/31/1939															Active	77	1	1	0.00%	77	26	0	Y		N	08/2025	
Exc Award (06/30/2023, 06/30/2024)																													
14035	ERLANGER	03/09/1945															Active	52	1	1	0.00%	47	1	0	Y		R	08/2025	
61330	ESTILL COUNTY	12/07/1998															Active	21	1	1	0.00%	23	6	1	Y	2	N	08/2024	
29121	FAIRDALE	04/05/1974															Active	25	1	0	4.17%	32	1	Y	4		R	06/2025	
14036	FALMOUTH	06/16/1966															Active	8	0	0	0.00%	8	3	Y	3		R	08/2025	
44428	FLATWOODS	12/10/1984															Active	13	2	2	0.00%	13	6	0	Y		IP	05/2025	
Exc Award (06/30/2024)																													
14109	FLEMINGSBURG	08/04/1932															Active	27	0	0	0.00%	30	6	Y			N	10/2024	
14037	FLORENCE	12/08/1952															Active	26	0	0	0.00%	26	7	Y			N	08/2025	
14038	FORT THOMAS	11/07/1940															Active	88	0	0	0.00%	90	3	Y			N	01/2025	
14039	FRANKFORT	12/13/1923															Active	11	0	0	0.00%	12	2	Y	8		R	01/2025	
29471	GEORGETOWN	06/21/1974															Active	10	0	0	0.00%	10	3	Y			IP	10/2024	




Club Health Assessment for District 43 Y through August 2025

			Status	Membership						Reports				Finance	LCIF			
Club Number	Club Name	Charter Date	Times in Status Quo in Past 2 Years	Current Member Count **	YTD Members Added	YTD Members Dropped	YTD Net Growth% ***	Member Count 1 Year Ago	Dropped Members Avg.Length of Service	Months Since Membership Update	Current Officers Reported ****	Current President Repeated Term	VP Reported *****	Last Date Reported Service (mm/yyyy)	Account Balance	YTD Donations		
Exc Award (06/30/2023, 06/30/2024)			Active	18	0	0	0.00%	32		7	N	2	R	10/2024				
14112	GREENUP	04/16/1946																
Exc Award (06/30/2024)																		
13997	HARRODSBURG	05/14/1931		Active	20	0	0	0.00%	20		2	Y	13				08/2024	
14113	HAZARD	03/16/1922		Active	45	0	2	-4.26%	47	33	1	Y	2	N			10/2024	
Exc Award (06/30/2024)																		
14042	HEBRON	04/03/1956		Active	18	0	0	0.00%	19		5	Y	4	R			06/2025	\$950.00
14114	HINDMAN	09/09/1948		Active	10	0	0	0.00%	11		5	Y	6	R			05/2025	
40616	INDEPENDENCE	12/21/1981		Active	5	0	0	0.00%	5		2	N	5	N			02/2025	
14117	JACKSON	03/10/1970		Active	29	0	4	-12.12%	30	0	0	Y	5	N			08/2025	
13999	JEFFERSONTOWN	05/10/1966	Active	12	0	0	0.00%	14		2	Y		N	05/2025				
106424	LAUREL COMMUNITY	08/31/2009	Active	22	5	0	29.41%	16		0	Y	11	R	01/2025				
14045	LAWRENCEBURG	07/24/1945	Active	15	0	1	-6.25%	15	1	1	Y		N	08/2025	\$150.00			
Exc Award (06/30/2021)			Status Quo(3)												90+ Days			
14046	LEWISBURG MILL CREEK	04/05/1966		Active	14	0	0	0.00%	15		4	Y	4	R			09/2024	
14078	LEXINGTON	12/15/1920		Active	109	4	2	1.87%	102	8	0	Y		N			08/2025	\$220.00
14081	LEXINGTON SOUTH	04/30/1964		Active	20	0	0	0.00%	17		7	Y		N			07/2025	
116358	LIVINGSTON COMMUNITY	03/23/2012			0	0	0	0.00%	5		2	N	None				01/2025	
140593	Louisville Campus	01/07/2020		Active	8	0	0	0.00%	10		2	Y	2	N			04/2025	
14002	LOUISVILLE DOWNTOWN	09/03/1920		Active	29	0	0	0.00%	29		2	Y		N			08/2024	
36714	LOUISVILLE EAST	03/20/1979		Active	27	3	2	3.85%	23	5	0	Y		N			06/2025	\$2,000.00
Exc Award (06/30/2017, 06/30/2018, 06/30/2019, 06/30/2020)																		
14003	LOUISVILLE HIGHLAND	02/04/1949		Active	7	0	0	0.00%	7		39	Y	16				01/2025	
30358	LOUISVILLE WEST END	03/11/1975	Active	13	0	0	0.00%	13		24	Y	2	R	08/2024				
14047	MAYS LICK	01/29/1959	Active	19	0	0	0.00%	19		0	Y		N	01/2025				
14048	MAYSVILLE	02/28/1929	Active	20	0	0	0.00%	23		2	Y	2	N	01/2025				
Exc Award (06/30/2024)			Active													\$25.00		
32212	MIDDLETOWN	05/18/1976			47	1	0	2.17%	47		1	Y		N			08/2025	
Exc Award (06/30/2024)																		
14006	MILTON	03/09/1949	Active	3	0	0	0.00%	3		33	Y	5		01/2025				



Club Health Assessment for District 43 Y through August 2025

			Status	Membership						Reports					Finance		LCIF
Club Number	Club Name	Charter Date	Times in Status Quo in Past 2 Years	Current Member Count **	YTD Members Added	YTD Members Dropped	YTD Net Growth% ***	Member Count 1 Year Ago	Dropped Members Avg.Length of Service	Months Since Membership Update	Current Officers Reported ****	Current President Repeated Term	VP Reported *****	Last Date Reported Service (mm/yyyy)	Account Balance	YTD Donations	
14085	MONTICELLO	10/01/1948	Active	16	0	4	-20.00%	20	27	0	Y	6	N	08/2025			
14120	MT STERLING	01/15/1946	Active	22	6	0	37.50%	15		0	Y	8	N	12/2024			
14086	MT VERNON	02/09/1944	Active	16	0	0	0.00%	16		2	Y	4	R	12/2024			
14121	NEON COMMUNITY	04/08/1941	Active	23	0	1	-4.17%	29	22	0	Y	2	R	12/2024			
Exc Award (06/30/2024)																	
14051	NEW CASTLE	09/10/1945	Active	20	0	0	0.00%	20		1	Y	3	N	06/2025			
14011	NORTH OLDHAM	10/30/1952	Active	61	0	0	0.00%	61		2	Y	13		12/2024			
Exc Award (06/30/2018)																	
49103	ORANGEBURG	12/19/1988	Active	31	1	0	3.33%	30		1	Y		N	08/2025			
Exc Award (06/30/2023, 06/30/2024)																	
14053	OWENTON	07/31/1945	Active	13	0	0	0.00%	12		3	Y	19		01/2025			
14122	OWINGSVILLE	12/09/1943	Active	27	0	0	0.00%	28		5	Y	4	R	08/2024			
14054	PARIS	03/10/1931	Active	9	0	0	0.00%	9		15	Y	9	R	02/2025			
14013	PERRYVILLE	09/25/1945	Active	19	0	0	0.00%	19		4	Y	4	R	08/2025			
130909	Pikeville	05/10/2017	Active	18	0	0	0.00%	26		2	Y	2	R	11/2024			
14089	PINEVILLE	08/12/1941	Active	12	0	0	0.00%	12		2	Y	2	R	12/2024			
14126	POWELL COUNTY	01/21/1946	Active	58	2	0	3.57%	56		0	Y		N	09/2024			
14127	RACELAND RUSSELL	04/27/1953	Active	7	0	0	0.00%	7		17	Y	7		01/2025			
14090	RICHMOND	04/30/1931	Active	24	0	0	0.00%	25		2	N		R	07/2024			
Exc Award (06/30/2024)																	
14019	SHELBY COUNTY	04/12/1949	Active	19	0	0	0.00%	15		0	Y	3	N	08/2025			
Exc Award (06/30/2024)																	
14018	SHIVELY	09/07/1948	Active	12	0	0	0.00%	15		2	Y	2	R	12/2024			
14092	SOMERSET	04/14/1942	Active	5	0	0	0.00%	5		33	Y		IP	01/2025			
14020	SOUTH OLDHAM	02/03/1948	Active	14	0	0	0.00%	15		2	Y	6	N	03/2025			
14093	STANFORD	09/19/1944	Active	28	0	0	0.00%	29		3	Y		N	08/2025			
14129	TOLLESBORO	04/12/1954	Active	50	2	0	4.17%	37		0	Y	5	R	04/2025			
Exc Award (06/30/2022, 06/30/2023, 06/30/2024)																	
14130	VANCEBURG	05/02/1946	Active	27	0	0	0.00%	23		3	Y		R	07/2025			
Exc Award (06/30/2024)																	



Club Health Assessment for District 43 Y through August 2025

			Status	Membership					Reports					Finance	LCIF	
Club Number	Club Name	Charter Date	Times in Status Quo in Past 2 Years	Current Member Count **	YTD Members Added	YTD Members Dropped	YTD Net Growth% ***	Member Count 1 Year Ago	Dropped Members Avg.Length of Service	Months Since Membership Update	Current Officers Reported ****	Current President Repeated Term	VP Reported *****	Last Date Reported Service (mm/yyyy)	Account Balance	YTD Donations
14059	WARSAW	11/11/1946	Active	9	0	0	0.00%	9		12	Y	13	R	01/2025	90+ Days	
43229	WHITESBURG	12/08/1983	Active	7	0	0	0.00%	8		3	Y	5		01/2025		
14097	WILMORE	12/27/1952	Active	13	0	0	0.00%	12		2	N	16		01/2025		
14133	WINCHESTER	03/28/1931	Active(1)	4	0	0	0.00%	4		2	Y	9	R	01/2025		

Clubs Cancelled Previous Fiscal Year – Clubs Cancelled within last 12 months may be reinstated

Club Number	Club Name	Charter Date	Current Status*	Cancellation Date
14084	MIDDLESBORO	02/24/1941	Cancelled(8*)	12/30/2024

Current Total Clubs Count	YTD New Clubs Count	YTD Cancelled Clubs Count	YTD Net Club Gain	Current Total Members Count	YTD Add	YTD Drop	YTD Net Growth	YTD Net Growth %	Member Count 12 Months Ago	Average Member Count Per Club	% of Clubs with less than 20 members	% No Officer Report in 12 Months	% of Clubs with balance 90+ days	Number of Clubs in Status Quo	% Status Quo Clubs in Financial Suspension	Number of Cancelled Clubs	Average Cancelled Club Age	Members Lost Due to Cancellation	% of Clubs Cancelled for Non-Financial Reasons
73	1	0	1	1,688	71	22	49	2.99%	1,634	23	53%	1%	3%	1	100%	0	0	0	0%

* - P - Priority Club. Cancellation Reasons: 1-Objectives/conduct, 2-Non-active club, 5-Non-existing club, 6-Disbanding, 7-Merger, 8-Financial Suspension, 9-District/Multiple District Dues.

** Red denotes below 15 active members.

*** Red denotes 20% + loss.

**** Y - all 3 (President, Secretary, Treasurer) club officers reported, N - not all 3 reported.

***** Abbreviation: N-New, IP-Immediate Past, R-Repeat.